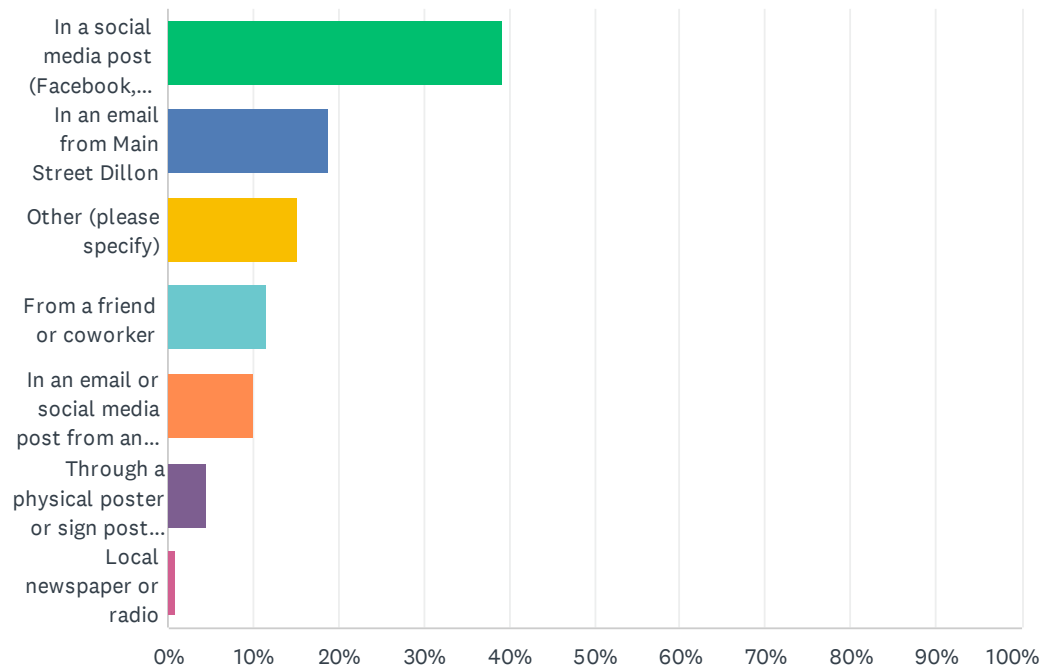


Q1 How did you hear about this survey?

Answered: 250    Skipped: 0



ANSWER CHOICES		RESPONSES	
In a social media post (Facebook, Instagram, etc.) from Main Street Dillon		39.20%	98
In an email from Main Street Dillon		18.80%	47
Other (please specify)		15.20%	38
From a friend or coworker		11.60%	29
In an email or social media post from an organization other than Main Street Dillon		10.00%	25
Through a physical poster or sign posted in public		4.40%	11
Local newspaper or radio		0.80%	2
TOTAL			250

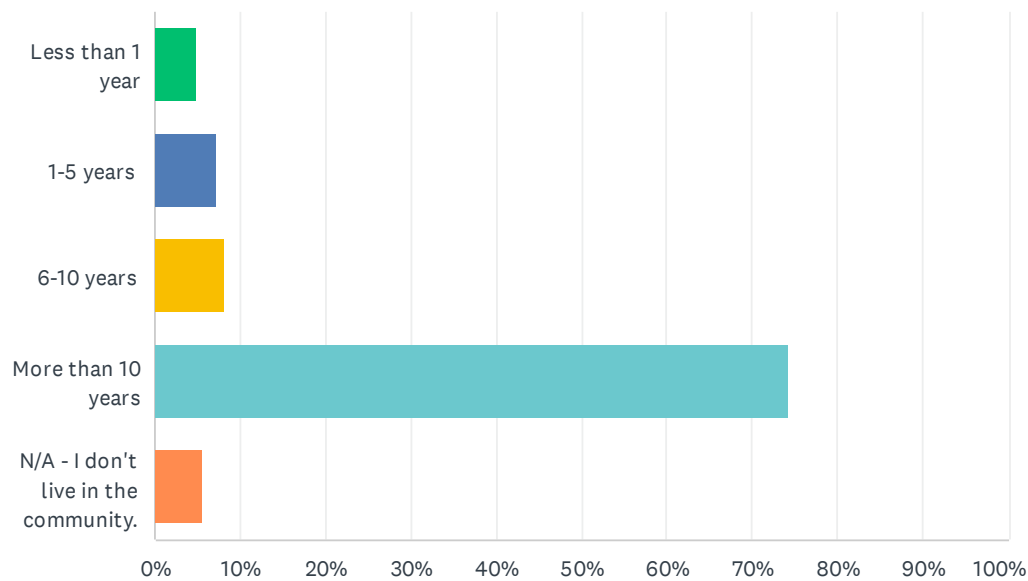
#	OTHER (PLEASE SPECIFY)	DATE
1	Dillon Co. News	8/26/2025 9:01 AM
2	Dillon County News & Beyond	8/25/2025 5:38 PM
3	Dillon County news	8/22/2025 4:44 PM
4	Dillon County News and Beyond	8/21/2025 4:42 PM
5	The Dillon County News	8/19/2025 2:32 PM
6	The Dillon County News	8/19/2025 2:17 PM
7	Dillon County News & Beyond	8/18/2025 9:59 PM

# Main Street Dillon Community Survey 2025

8	Dillon County News & Beyond	8/18/2025 5:54 PM
9	U	8/18/2025 5:51 PM
10	Facebook	8/18/2025 5:49 PM
11	True Purpose Matters	8/15/2025 3:55 PM
12	True Purpose Matters	8/15/2025 3:54 PM
13	Given by Host	8/15/2025 3:50 PM
14	survey link dropped off at office	8/15/2025 9:35 AM
15	Dillon County News and Beyond	8/14/2025 4:09 PM
16	Email from Tabitha James	8/13/2025 4:19 PM
17	Handout	8/13/2025 9:16 AM
18	The Dillon County News	8/12/2025 10:07 PM
19	City staff	8/12/2025 3:28 PM
20	Dillon County News	8/12/2025 12:52 PM
21	Facebook post from Sharon Philips	8/11/2025 10:40 PM
22	AkA POPP	8/11/2025 9:29 PM
23	True purpose matters	8/11/2025 8:36 PM
24	Daughter Mirakle	8/11/2025 6:19 PM
25	Teacher	8/11/2025 5:28 PM
26	Kids	8/11/2025 5:20 PM
27	Dillon County News and Beyond	8/11/2025 5:19 PM
28	true purpose matters	8/11/2025 4:18 PM
29	Chamber Moments with Johnnie Luehrs	8/11/2025 4:14 PM
30	Dillon County News	8/11/2025 1:56 PM
31	Lisa Moody	8/11/2025 1:30 PM
32	Was asked	8/11/2025 12:46 PM
33	Dillon County News, LLC	8/11/2025 10:45 AM
34	Lisa Moody	8/8/2025 11:10 AM
35	Lisa Moody	8/8/2025 10:59 AM
36	Visitor's Center	8/6/2025 9:16 PM
37	Downtown coordinator	8/6/2025 12:20 PM
38	Hannah Davis	7/31/2025 1:46 PM

## Q2 How long have you been part of the community?

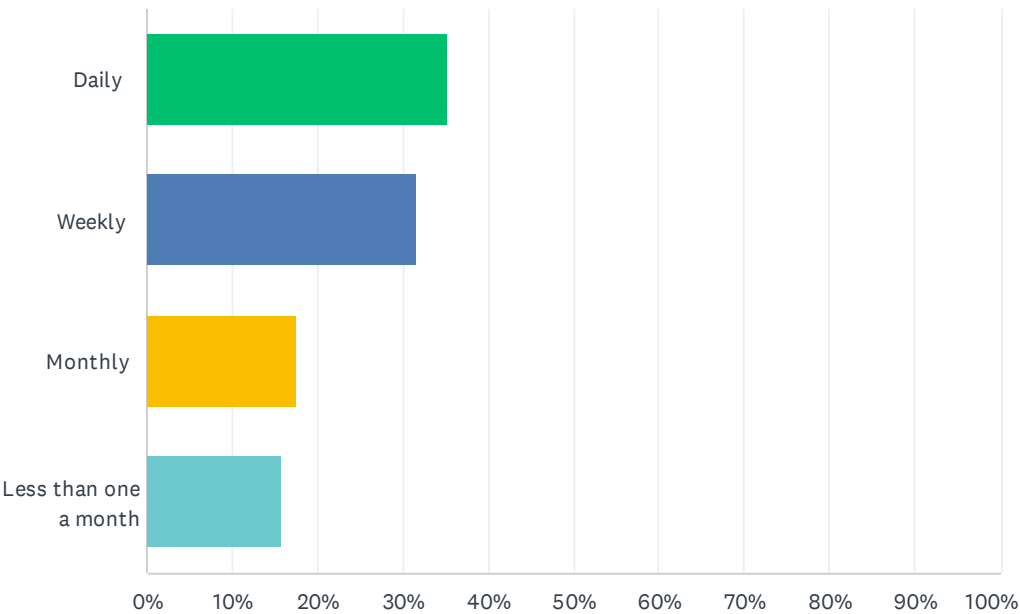
Answered: 248    Skipped: 2



ANSWER CHOICES	RESPONSES	
Less than 1 year	4.84%	12
1-5 years	7.26%	18
6-10 years	8.06%	20
More than 10 years	74.19%	184
N/A - I don't live in the community.	5.65%	14
TOTAL		248

Q3 How frequently do you visit Downtown Dillon?

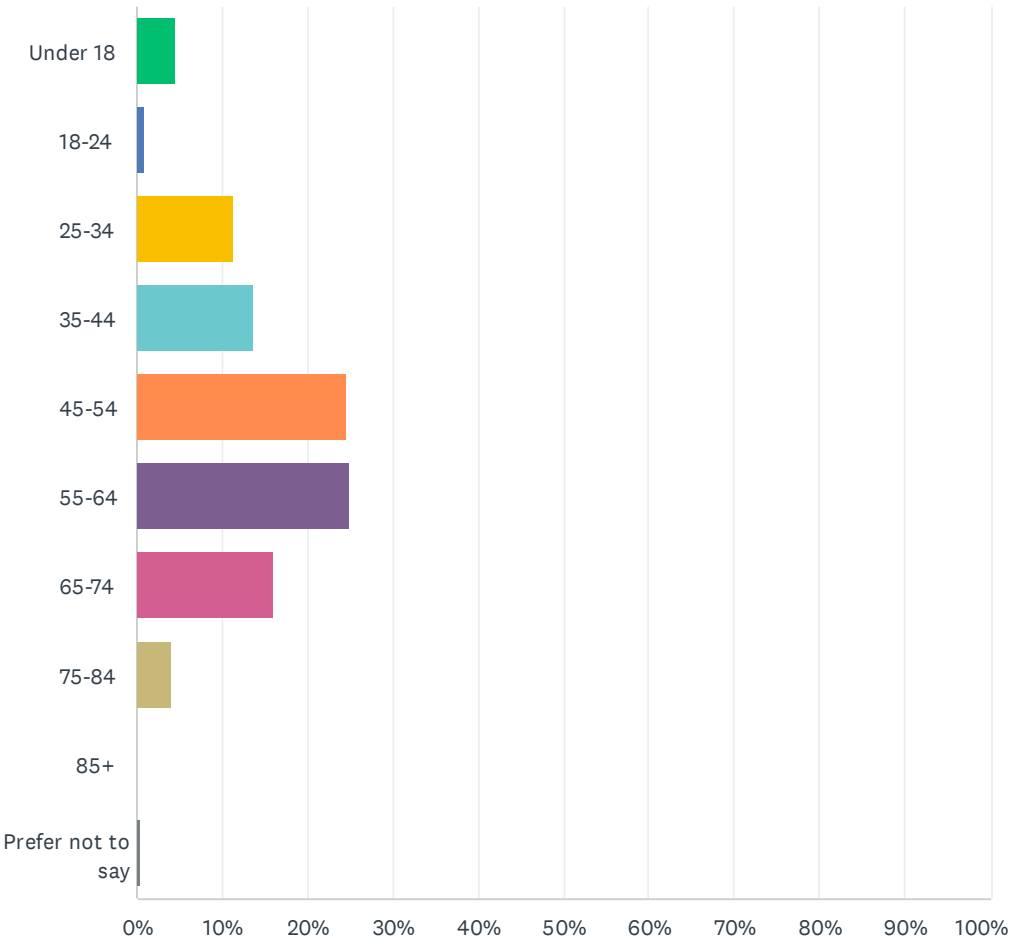
Answered: 247    Skipped: 3



ANSWER CHOICES	RESPONSES	
Daily	35.22%	87
Weekly	31.58%	78
Monthly	17.41%	43
Less than one a month	15.79%	39
TOTAL		247

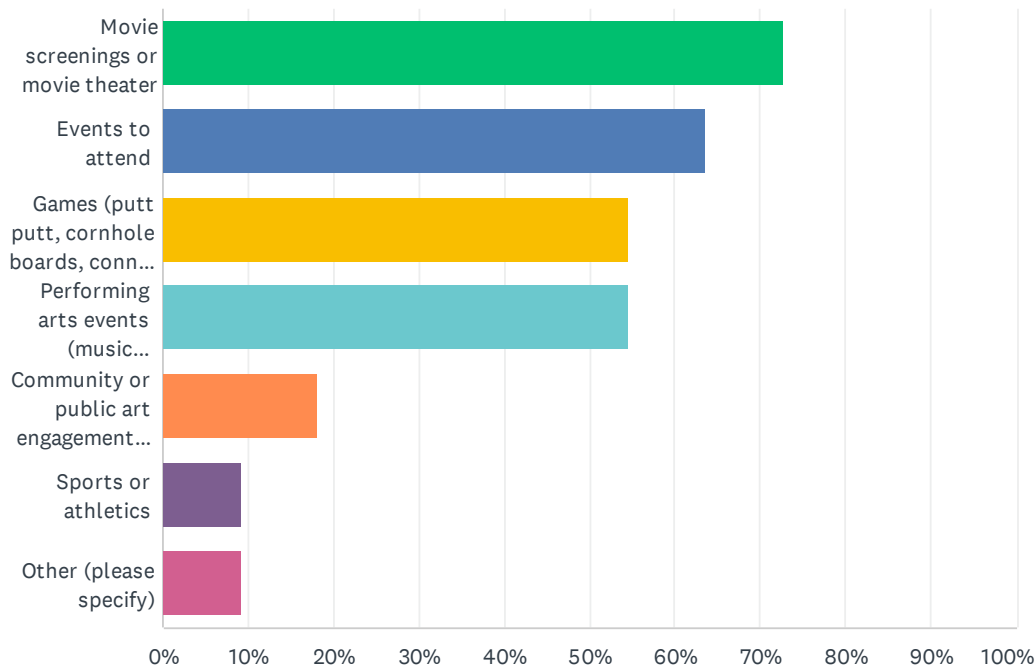
# Q4 What is your age?

Answered: 249    Skipped: 1



Q5 As a young person, what activities would you like to have available to you in Downtown Dillon? Select all that apply.

Answered: 11    Skipped: 239

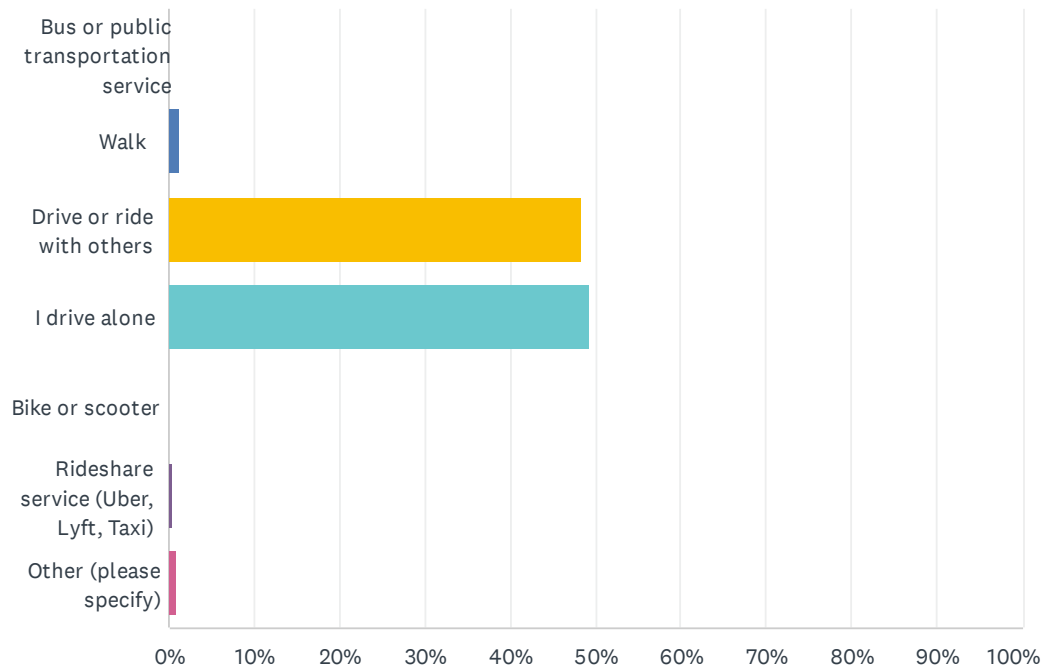


ANSWER CHOICES		RESPONSES	
Movie screenings or movie theater		72.73%	8
Events to attend		63.64%	7
Games (putt putt, cornhole boards, connect four)		54.55%	6
Performing arts events (music concerts, community theatre, etc.)		54.55%	6
Community or public art engagement opportunities		18.18%	2
Sports or athletics		9.09%	1
Other (please specify)		9.09%	1
Total Respondents: 11			

#	OTHER (PLEASE SPECIFY)	DATE
1	A community hall (pool hall)	8/11/2025 12:47 PM

Q6 Generally, how do you get to Downtown Dillon?

Answered: 246 Skipped: 4

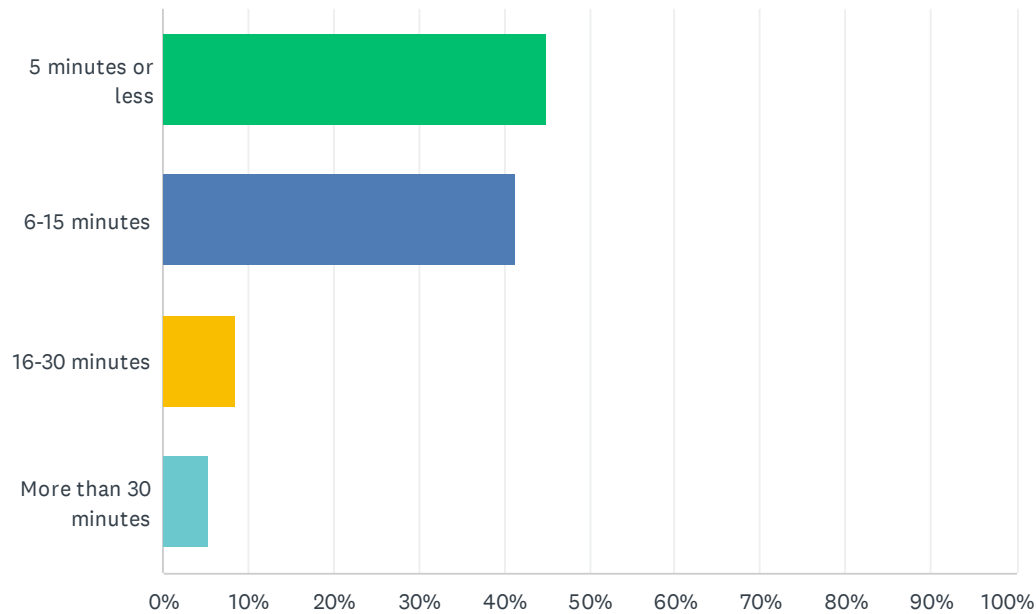


ANSWER CHOICES		RESPONSES	
Bus or public transportation service		0.00%	0
Walk		1.22%	3
Drive or ride with others		48.37%	119
I drive alone		49.19%	121
Bike or scooter		0.00%	0
Rideshare service (Uber, Lyft, Taxi)		0.41%	1
Other (please specify)		0.81%	2
TOTAL			246

#	OTHER (PLEASE SPECIFY)	DATE
1	Sometimes I drive, sometimes I walk, and sometimes I ride with other people.	8/19/2025 2:19 PM
2	Golf cart	8/13/2025 11:22 PM

Q7 Generally, how long does it take you to get to Downtown Dillon?

Answered: 247    Skipped: 3

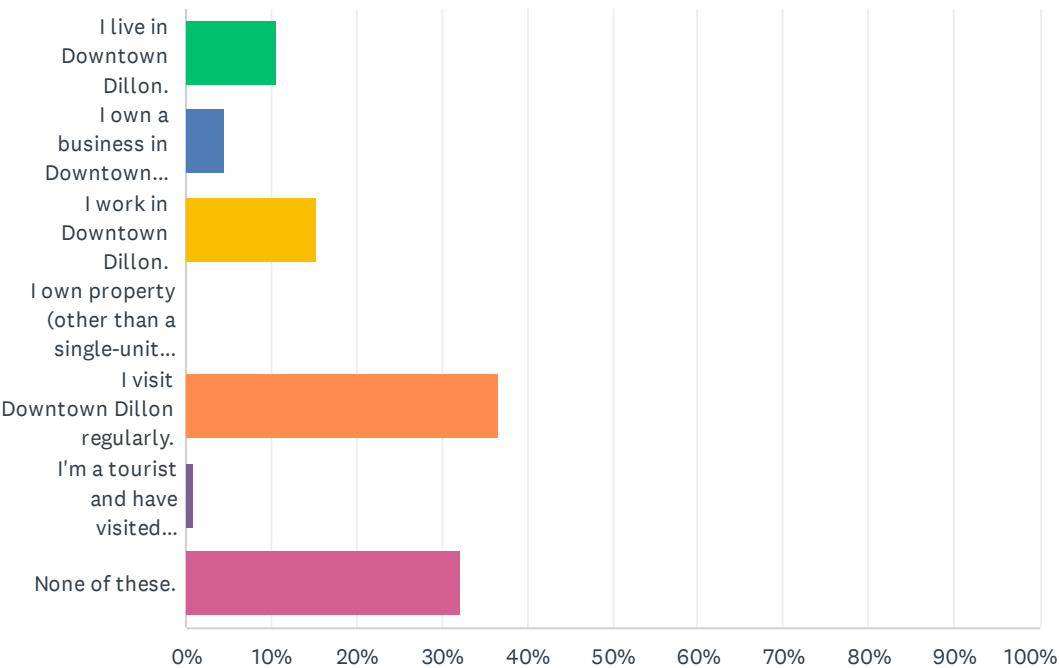


ANSWER CHOICES	RESPONSES	
5 minutes or less	44.94%	111
6-15 minutes	41.30%	102
16-30 minutes	8.50%	21
More than 30 minutes	5.26%	13
TOTAL		247



Q8 What is your relationship to Main Street Dillon?

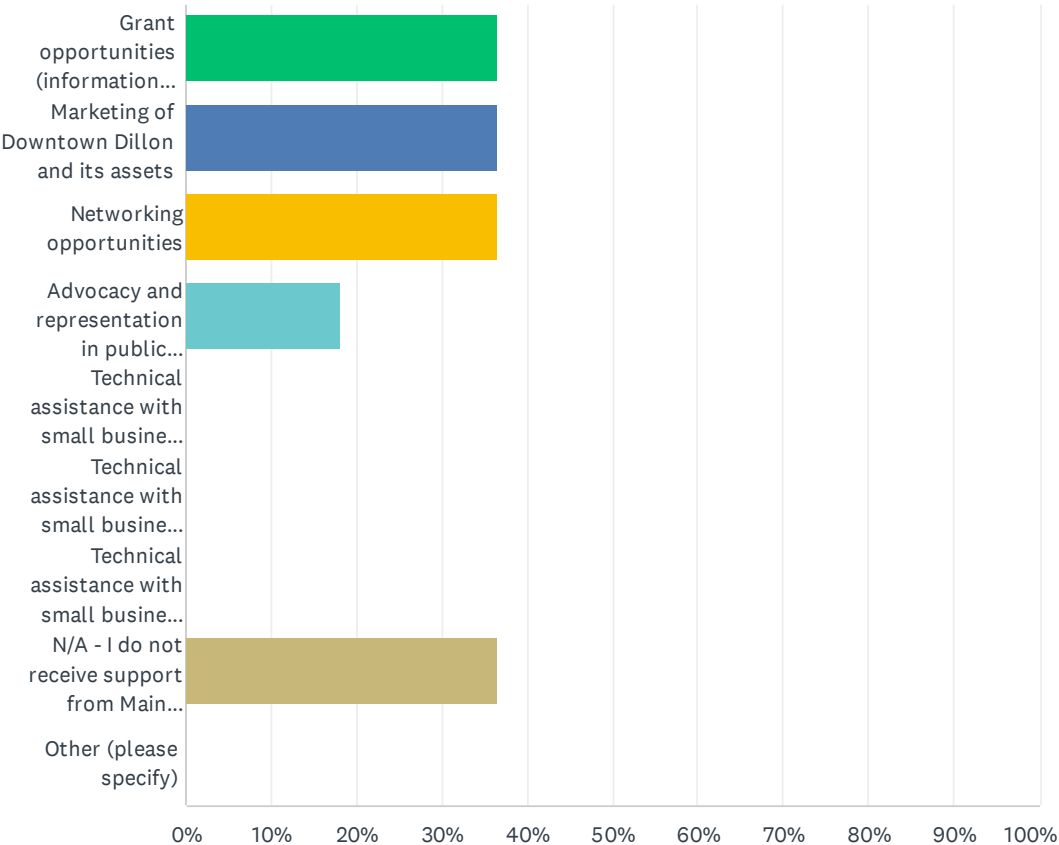
Answered: 246 Skipped: 4



ANSWER CHOICES	RESPONSES	
I live in Downtown Dillon.	10.57%	26
I own a business in Downtown Dillon.	4.47%	11
I work in Downtown Dillon.	15.45%	38
I own property (other than a single-unit house) in Downtown Dillon.	0.00%	0
I visit Downtown Dillon regularly.	36.59%	90
I'm a tourist and have visited Downtown Dillon before.	0.81%	2
None of these.	32.11%	79
TOTAL		246

Q9 As a business owner in Downtown Dillon, what types of support do you receive from Main Street Dillon? Select all that apply.

Answered: 11 Skipped: 239

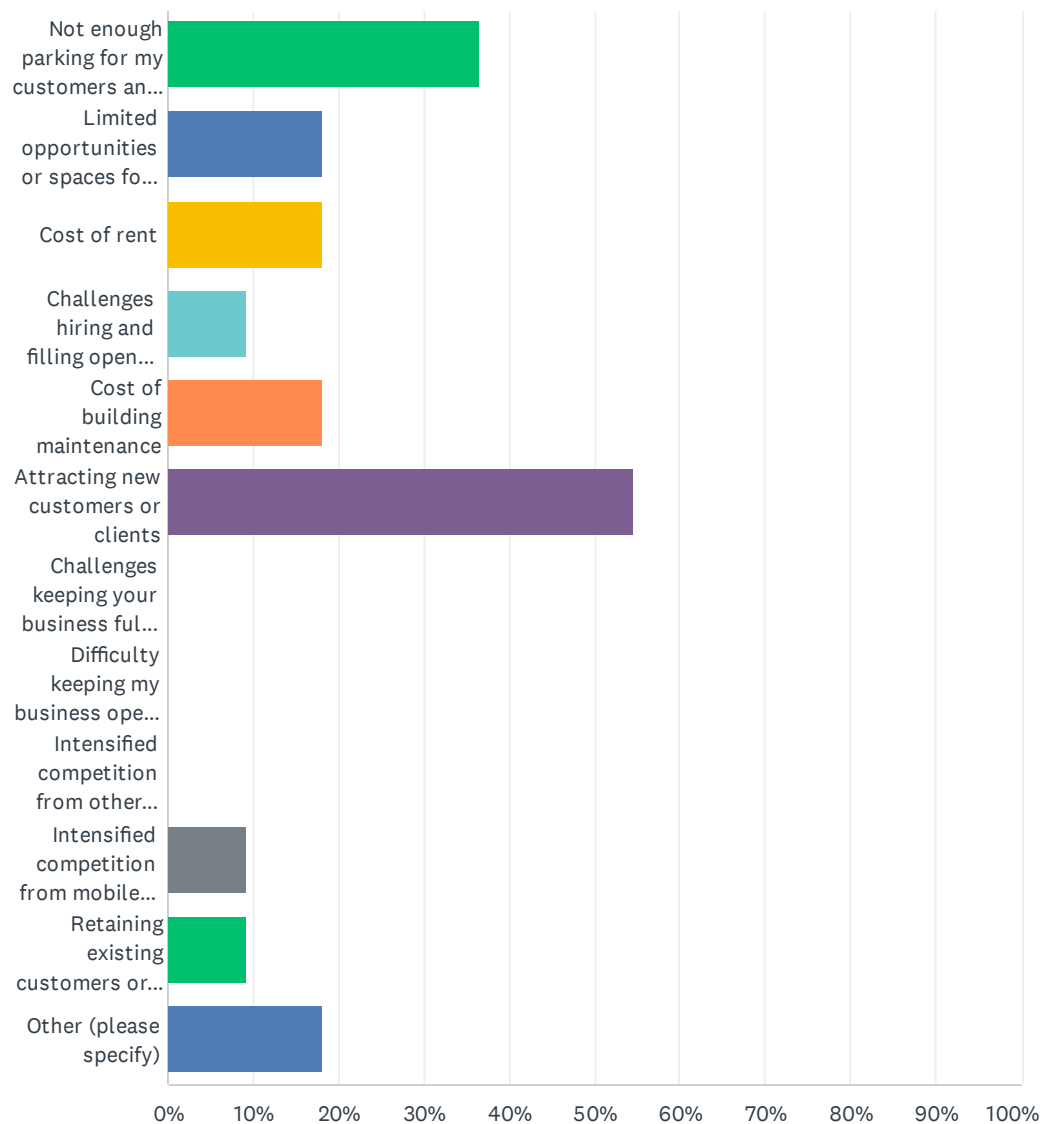


ANSWER CHOICES		RESPONSES	
Grant opportunities (information and support with applications)		36.36%	4
Marketing of Downtown Dillon and its assets		36.36%	4
Networking opportunities		36.36%	4
Advocacy and representation in public policy		18.18%	2
Technical assistance with small business operations		0.00%	0
Technical assistance with small business transitions (succession planning, selling a business, buying a business)		0.00%	0
Technical assistance with small business marketing		0.00%	0
N/A - I do not receive support from Main Street Dillon		36.36%	4
Other (please specify)		0.00%	0
Total Respondents: 11			

#	OTHER (PLEASE SPECIFY)	DATE
---	------------------------	------

Q10 As a business owner in Downtown Dillon, which of the following factors are concerning to you?

Answered: 11    Skipped: 239



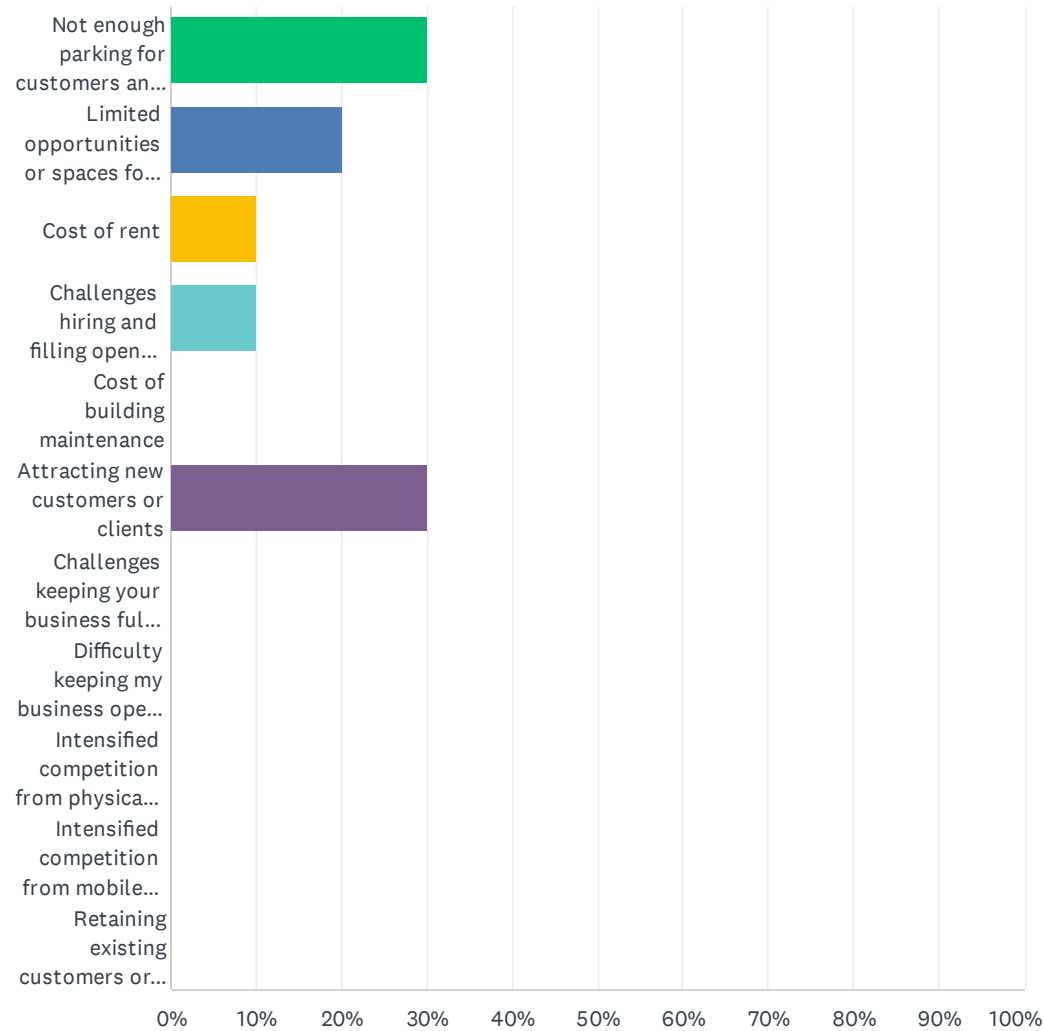
# Main Street Dillon Community Survey 2025

ANSWER CHOICES	RESPONSES	
Not enough parking for my customers and staff	36.36%	4
Limited opportunities or spaces for businesses to occupy	18.18%	2
Cost of rent	18.18%	2
Challenges hiring and filling open positions	9.09%	1
Cost of building maintenance	18.18%	2
Attracting new customers or clients	54.55%	6
Challenges keeping your business fully staffed	0.00%	0
Difficulty keeping my business open during off-peak times	0.00%	0
Intensified competition from other physical store locations	0.00%	0
Intensified competition from mobile store locations (food trucks, mobile boutiques, etc.)	9.09%	1
Retaining existing customers or clients	9.09%	1
Other (please specify)	18.18%	2
Total Respondents: 11		

#	OTHER (PLEASE SPECIFY)	DATE
1	Coding Problems	8/15/2025 10:29 AM
2	N/A	8/11/2025 3:23 PM

Q11 Of the factors you selected in the previous question, which is your TOP concern as a business owner?

Answered: 10 Skipped: 240

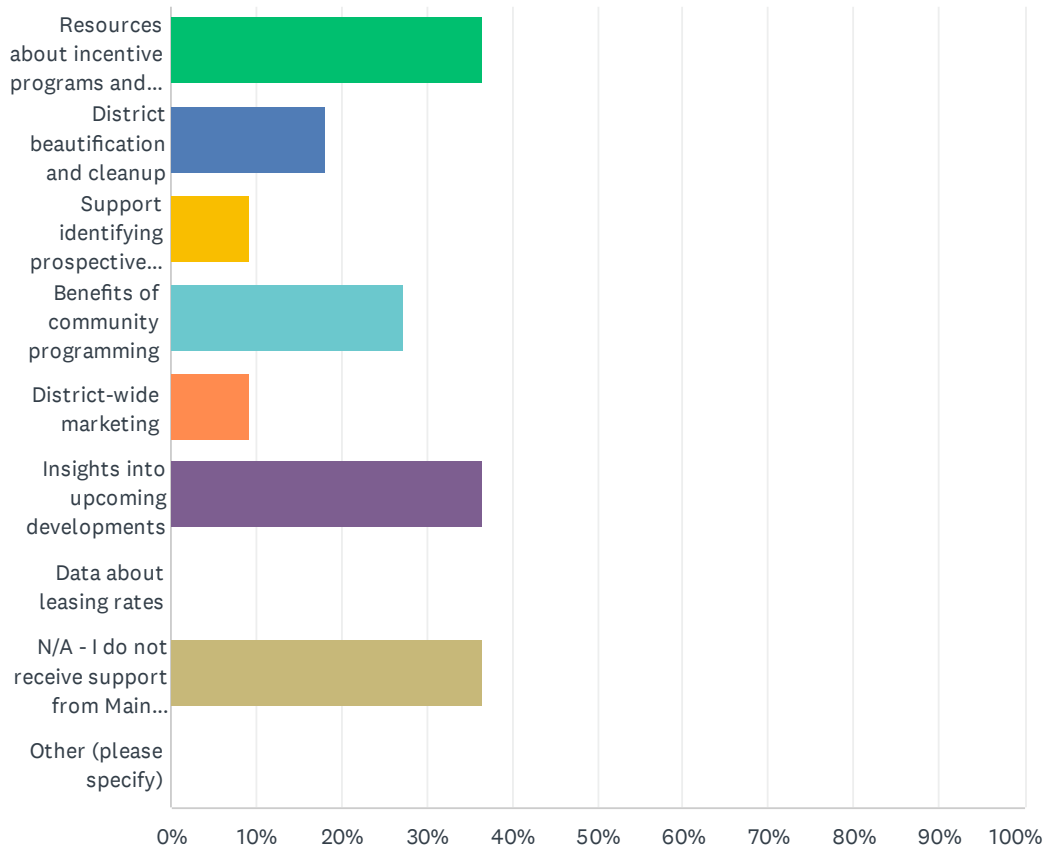


## Main Street Dillon Community Survey 2025

ANSWER CHOICES	RESPONSES	
Not enough parking for customers and staff	30.00%	3
Limited opportunities or spaces for businesses to occupy	20.00%	2
Cost of rent	10.00%	1
Challenges hiring and filling open positions	10.00%	1
Cost of building maintenance	0.00%	0
Attracting new customers or clients	30.00%	3
Challenges keeping your business fully staffed	0.00%	0
Difficulty keeping my business open during off-peak times	0.00%	0
Intensified competition from physical store locations	0.00%	0
Intensified competition from mobile store locations (food trucks, mobile boutiques, etc.)	0.00%	0
Retaining existing customers or clients	0.00%	0
TOTAL		10

### Q13 As a property owner in Downtown Dillon, what are the types of support you receive from Main Street Dillon? Select all that apply.

Answered: 11 Skipped: 239

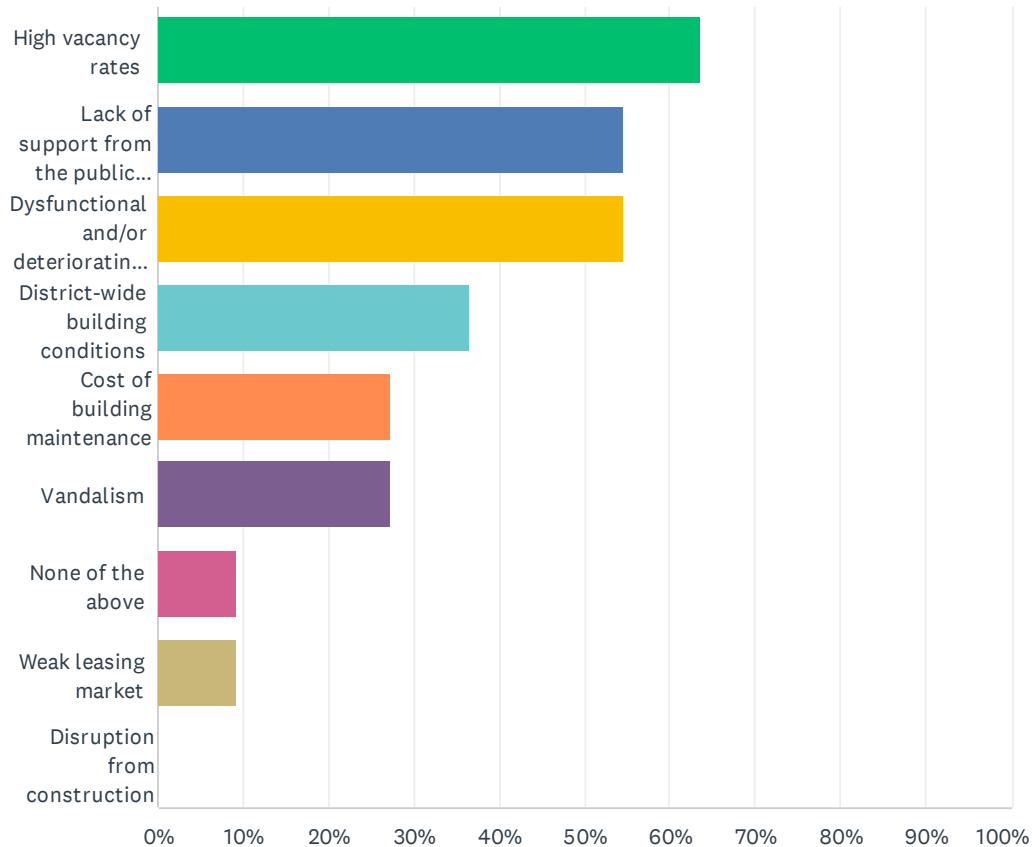


ANSWER CHOICES		RESPONSES	
Resources about incentive programs and/or grants (i.e. facade improvements)		36.36%	4
District beautification and cleanup		18.18%	2
Support identifying prospective tenants		9.09%	1
Benefits of community programming		27.27%	3
District-wide marketing		9.09%	1
Insights into upcoming developments		36.36%	4
Data about leasing rates		0.00%	0
N/A - I do not receive support from Main Street Dillon		36.36%	4
Other (please specify)		0.00%	0
Total Respondents: 11			

#	OTHER (PLEASE SPECIFY)	DATE
---	------------------------	------

## Q14 As a property owner, which of the following factors are concerning to you? Please select all that apply.

Answered: 11 Skipped: 239

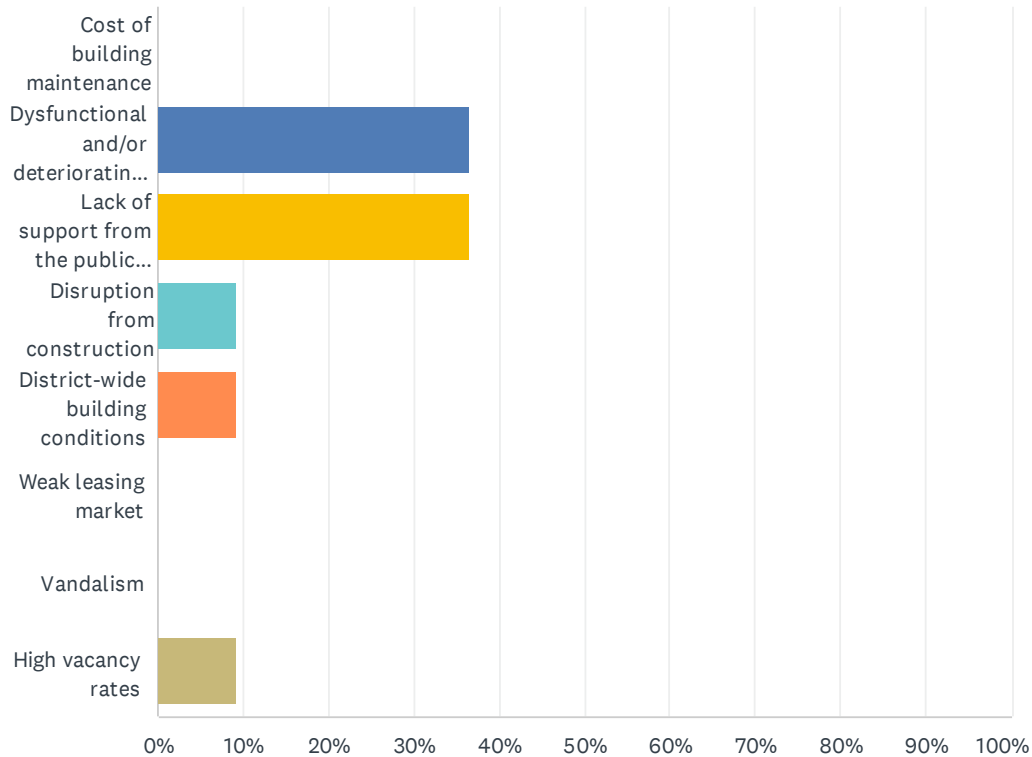


ANSWER CHOICES	RESPONSES	
High vacancy rates	63.64%	7
Lack of support from the public sector (i.e. City of Dillon, Dillon County)	54.55%	6
Dysfunctional and/or deteriorating infrastructure	54.55%	6
District-wide building conditions	36.36%	4
Cost of building maintenance	27.27%	3
Vandalism	27.27%	3
None of the above	9.09%	1
Weak leasing market	9.09%	1
Disruption from construction	0.00%	0
Total Respondents: 11		



## Q15 Of the factors you selected above, which is your TOP concern as a property owner?

Answered: 11 Skipped: 239



ANSWER CHOICES	RESPONSES	
Cost of building maintenance	0.00%	0
Dysfunctional and/or deteriorating infrastructure	36.36%	4
Lack of support from the public sector (i.e. City of Dillon or Dillon County)	36.36%	4
Disruption from construction	9.09%	1
District-wide building conditions	9.09%	1
Weak leasing market	0.00%	0
Vandalism	0.00%	0
High vacancy rates	9.09%	1
<b>TOTAL</b>		<b>11</b>

Q16 What ONE WORD comes to mind when you think about the things you LIKE about Downtown Dillon?

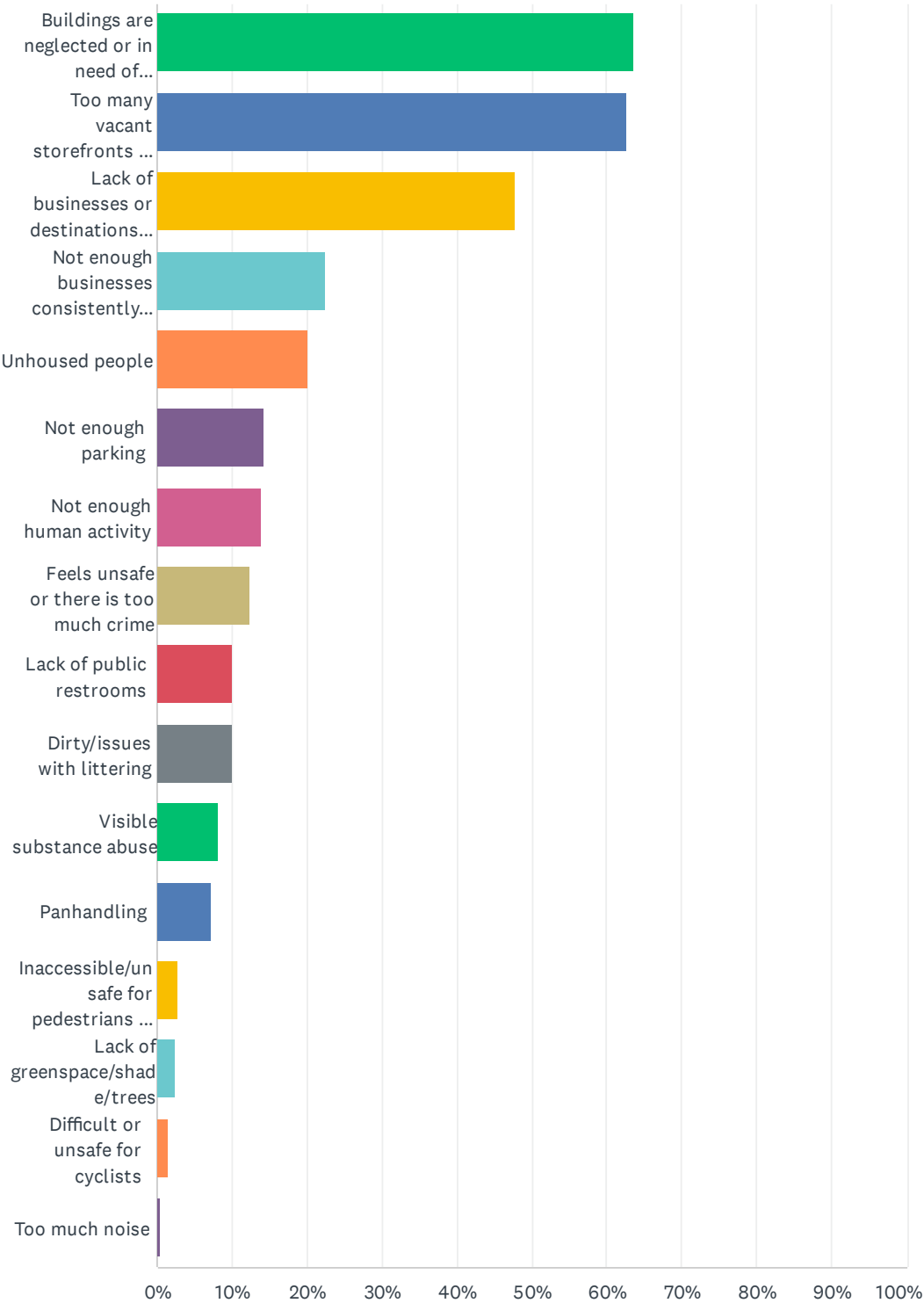


Q17 What ONE WORD comes to mind as you think about things you DISLIKE about Downtown Dillon?



Q18 What do you see as the TOP THREE ISSUES in Downtown Dillon?  
Select three from the list below.

Answered: 209    Skipped: 41



## Main Street Dillon Community Survey 2025

ANSWER CHOICES	RESPONSES	
Buildings are neglected or in need of rehabilitation	63.64%	133
Too many vacant storefronts or vacant lots	62.68%	131
Lack of businesses or destinations suited to me and/or my household	47.85%	100
Not enough businesses consistently open when I'm there.	22.49%	47
Unhoused people	20.10%	42
Not enough parking	14.35%	30
Not enough human activity	13.88%	29
Feels unsafe or there is too much crime	12.44%	26
Lack of public restrooms	10.05%	21
Dirty/issues with littering	10.05%	21
Visible substance abuse	8.13%	17
Panhandling	7.18%	15
Inaccessible/unsafe for pedestrians and people with mobility issues	2.87%	6
Lack of greenspace/shade/trees	2.39%	5
Difficult or unsafe for cyclists	1.44%	3
Too much noise	0.48%	1
Total Respondents: 209		

**Q19 Is there a serious issue in Downtown Dillon that wasn't listed above? Please describe it.**

More stuff to do

The City of Dillon needs to clean up (not tear down) those buildings and making those stores interesting for vendors. We use to be a thriving town and I believe we can again.

Feels unsafe not due to too much crime, but because of homeless, beggars, etc.

It lacks walkability. There's lots of parking, but the businesses aren't open or aren't meant for walking past/into. You can't really window shop because they aren't open.

There are some stores that are never open.

Not enough businesses after 5 or restrooms,

The general odor of downtown is unpleasant

Infested buildings

Nothing for children to do

Homeless people

Lack of things to do

Feels unsafe due to beggars and lack of law enforcement presence walking the business area; Mildew smell of downtown

Historic upkeep is definitely lacking.

All the condemned buildings

There are no entertainment places for kids/teens. No movie theater, local arcade, etc. Also, the parking on main street is a little close to traffic.

No entertainment sources

Lack of support from the residents of Dillon County. The homeless population is on a steady rise and no resources for them.

People hanging out

African Americans are disadvantaged

Need affordable businesses for the people of Dillon.

dirty

Sidewalks in front of businesses could use some repair

Placement homeless individuals

The survey asked for three top issues but many of the issues tie together to make a huge overall problem.

Needs outdoor Bistro type seating.

Yes besides the drug issue and request for money, you have a problem with persons trying to sale their bodies.

We really need to get those stores cleaned or fixed up and rent them out or sale them so that they can be opened up with thing people can use or like it would be so nice to see every store open for some kind of business and at Christmas time everyone could decorate all the windows old town charm you know

Doesn't have many businesses

Roofs falling in on buildings. Unsafe facades. Homeless people

The bat odor which I assume is caused by an infestation in the area

No, everything was plain

There is nothing for citizens to do for night life. No nice spots to spend time with friends and have a drink. The 18-30 age group has little to no interest in city activities like unbranded concerts/community markets/etc.

The buildings are old and I'm not sure if they're able to be remodeled. However it would be great if more businesses were opened on main street.

Homeless people

Good and nice restaurants

Flooding

There is a bat infestation. You can smell the bat guano. This could potentially cause serious health problems.

Yes, 90% of buildings are unoccupied or rundown

Hate to say but lot of the issues have been named on question #10.

Corner building on 1st avenue looks to be a danger.

Lack of will and in previous years. I applaud current efforts and hope they will prove consistent rather than episodic. Too many egos in the past.

Variety of stores

Flooding

Traffic

Stray, neglected animals

If you want a community to thrive, you have to have some basic standards and rules for everyone to meet them. This does not mean so strict that every awning has to be the same color, but can be some basic improvements.

Very limited venues for young people to use for recreation for example we need a skating rink or game room for kids and families.

Q20 Which businesses and other destinations do you visit most often in Downtown Dillon?

1	2	3	4
Ace Hardware	Dillon Visitors Center	La Oaxaquena Taqueria	South Plaza Park
CVS Pharmacy	Dillon Co. Chamber	Walmart	Dillon Downtown Welcome Center
The Red Cardinal Coffee & Shakes	The 2 Thrift stores		
Post Office	KJs		
IGA			
Red Cardinal	Ace Hardware	Color Haven	Post Office
Ace Hardware	Red Cardinal	KJ's	Post Office
Twice as Nice	Hightower Thrift	Kings	The Kitchen
City-County Complex	KJ's	Post Office	Courthouse
Post office	Ace		
Purina	Visitors center	Tax office	Ace Hardware
Visitor Center	Main St. Events	Red Cardinal Coffee	Ace Hardware
Coffee shop	Visitor center		
Kings pizza			
Hardware store	Post office		
CareSouth	Southern Fried	Kings Pizza	walmart
Red Bird Coffee	Post Office		
Ace hardware store	Hall Of Queens	The Red cardinal	The dance studio
Food Lion	Courthouse	Ace Hardware	Fitness World
Family Dollar	Hair store	Kjs	
King's Pizza	Post Office	KJ's IGA	Beauty Supply Store
Grocery store			
Mia's Nail Salon			
True value			
Mia's Beauty Salon	Ace Hardware		
Trey's Kutz			
City-County Complex	Post Office	Family Sport Center	Courthouse
Post Office	KY's IGA	Courthouse	City-County Complex
KJ			
Walmart	Roses	Mexican Restaurant	
True Value Hardware	Farm and Feed Store		
Toms barber shop	Ace hardware	Kings	Red cardinal
Red cardinal	Courthouse	KJs	Post office
Sherine's Beauty Salon	KJ's grocery store	New Coffee shop	China Buffet
Red Cardinal	The Kitchen	KJ's	
Kings	Toms Barber	Ace hardware	The Kitchen
Dentist	ACE Hardware		
Dillon internal medicine			
Ace	Red cardinal	Dillon nutrition (before they closed)	

Red Cardinal	Post Office	KJs	
Taxes/water/maps	Ace hardware	Post office	
Hair store			
Hardware store	The kitchen		
Ace hardware	Post office	County office	
ace hardware	post office		
IGA			
The Red Cardinal	ACE Hardware	Post Office	Courthouse
Nutritional place	Hair store		
Post office	Ace Hardware		
Post office	Ace hardware		
Ace Hardware	Red cardinal	Post office	The Repair Shop
N/A			
Thrift Store	Ice Cream Shop		
PO	ACE Hardware	City/County Complex	Twice AS Nice
	Dillon Town Dillon		
Complex	Office	Coffee Shop	Court House
Dillon County Courthouse	Twice As Nice		
ace	cardinal coffee shop	benefit designs	
Autozone	Advance Auto Parts	Fred's Tire Service	We pump gas station
Post Office	KJs	Ace Hardware	Hair store
Ace Hardware			
Grocery store			
Ace			
Alexis Reid Hair Salon	Kings Pizza	Red Cardinal Cafe	Sassy Southern
KJ	Courthouse	Kings	
Post office	Courthouse		
Sassy Southern Designs	Ace Hardware		
Toms Barbershop	Ace hardware		
True Value	Monogram shop	Sloan and Associates	Cardinal
Redbirds	Ace Hardware		
Kings	Heavenly delight	Ace hardware	
Theatre	Visitors Center	City/ County complex	Red Cardinal
Post office	K J's	Kings Pizza	Friday's at the Fountain
Fountain	Food trucks	Coffee shop	Barber shop
Ace Hardware	Red Cardinal	HighTower	
Kj	Ace	Hall of Queens	
Chamber of Commerce	Red Cardinal	Dillon County Farmers Market	
cltohes store	hair store		
Ace hardware	Red cardinal	Edna's	Twice as nice
The Red Cardinal Coffee Shop	The Kitchen	Ace Hardware	
courthouse	ace	curry law firm	
Kings	Herald Office	Family Sports center	Ace Hardware
Red Cardinal	Hair Salon	Kings Pizza	Ace Hardware

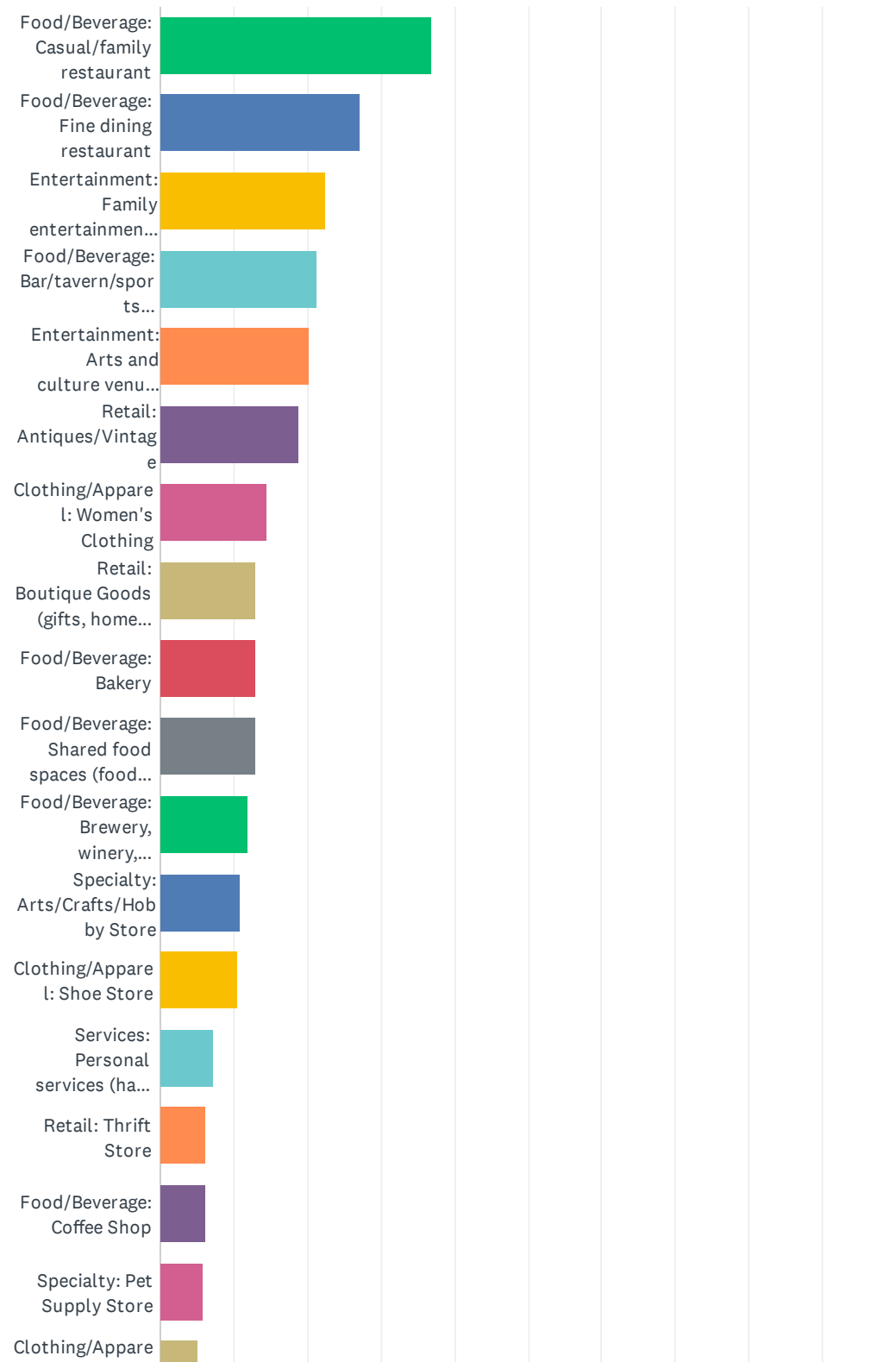


Ace Hardware	Red Cardinal	Post Office	
Red Cardinal	Color Haven	the fountain	
City/County Complex	Chamber of Commerce	Kings pizza	Ace hardware
Red cardinal	True value hardware	Feed and farm	The kitchen
Post Office	Welcome Center	Government office to pay ta	Grocery Store IGA
Red Cardinal			
Hall of Queens			
Ace hardware	Post office	Kings pizza	
The Red Cardinal	KJ's	True Value	
Trey's Kutz and stylz	Ace Hardware		
Events at Fountain			
Feed and farm	Thrifty store	Kings pizza	Post office
Hardware store	County offices	Post office	
Kings Famous Pizza	Walmart	Church	
Ace hardware	Kjs	Feeding farm	
Courthouse	Kjs	Ace hardware	
Hair store	Hair salon	.	.
Post Office	Visitors center	Red cardinal	Twice as nice
Ace Hardware	Chamber of Commerce	Red Cardinal	
K J's			
The Kitchen	The Red Cardinal	K.J. 's	The Fountain
Heavenly Delights	Sassy Southern Design:	Cardinal Coffee Shop	The Color Haven
Family Dollar	Kings		
Bartell Funeral Home, LLC	Wells Fargo Bank	First Citizens Bank & Trust	Bojangles
Hair salon	IGA		
Eating establishments	Visitor center		
King's Pizza			
Dillon Post Office			
True Value	Post Office	Kings	
The Red Cardinal Coffee Shop	Post Office		
Ace hardware			
Ace	Sassy Southern Design:	post office	hall of queens
			La Oaxaquena Mexican
King's Pizza	First Bank	Herald Office Systems	Restaurant
Ace hardware	Kings pizza	Kj	
Ace			
The Red Cardinals			
Red Cardinal	Visitor Center	True value	
Post Office	Courthouse	City-County Complex	KJ's
Ace hardware			
Kings			
Amtrak	Kings		
Ace hardware	None	None	
Ace hardware			

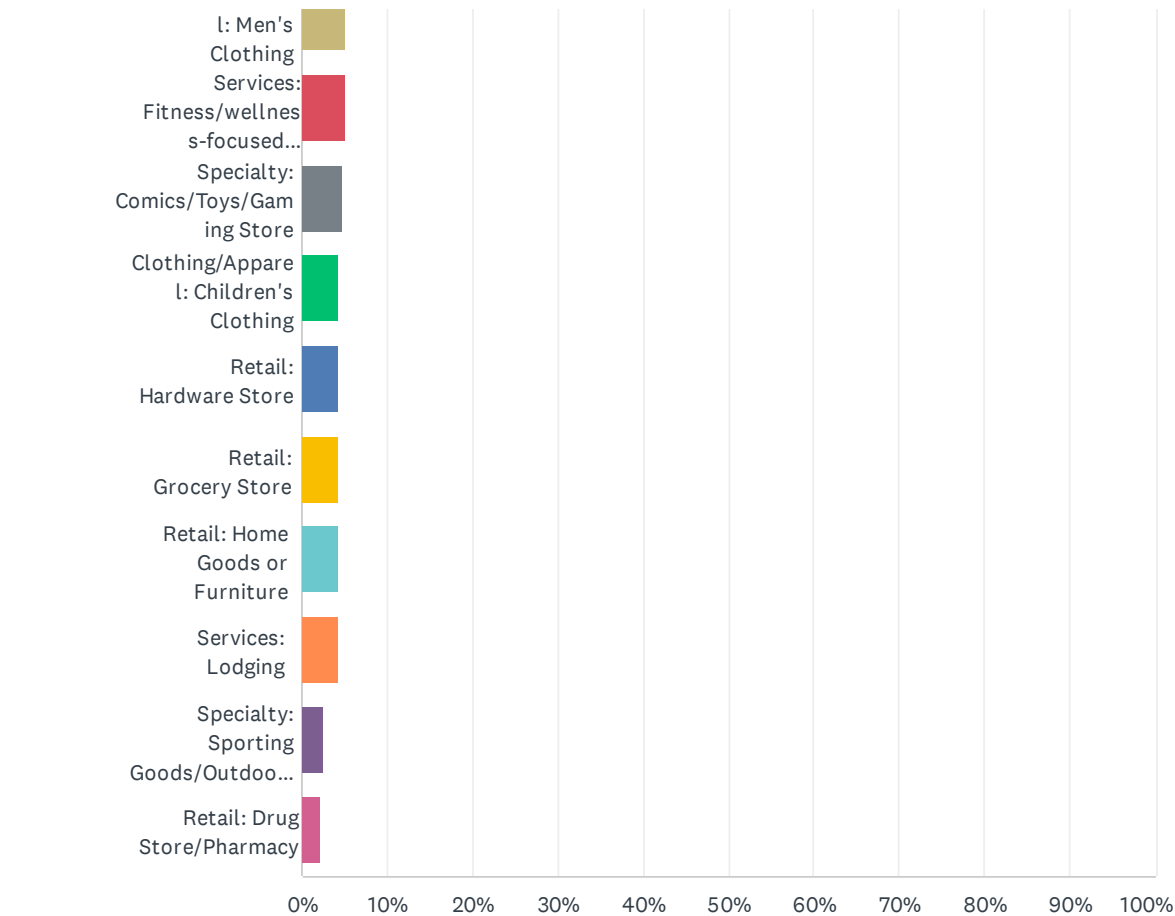
Hardware store	Thrift store		
Red cardinal	Library	Farm and feed	Post office
Ace Hardware	Kings pizza	Feed and Farm Store	P. O.
Red cardinal	Kings pizza	China buffet	
Hardware store			
True Value			
Twice as Nice to donate	Ace hardware	Post office	Joe Johnson's (he's missed)
ace	food places	gas station	barber shop
Ace Hardware	City Hall	KJs Market	Kings
Red Cardinal	Ace hardware		
Council on Aging	KJs	Ace Hardware	High Tower
Council on Aging			
Visitor Center	Red Cardinal	Ace Hardware	high Tower
Ace Hardware	Visitor's Center	Dillon County Library	Food Lion
Ace Hardware	Visitors Center	Murals	
Ace			
Ace Hardware	The Red Cardinal		
Ace hardware	chicken fry	Red cardinal	
True value	Post offjce	King pizza	
Visitor's Center	Twice as nice	Red Cardinal	Heaven's Delight
Pee Dee cap	Twice as nice	Purina store	Family dollar
Ace			
Visitor center	Farmers market	Ace hardware	
Hair store	Fountain	Ace Hardware	Amtrak station
Red cardinal	Kj	Thrift store	
Post Office	KJ's		
True Value (Ace hardware)	Twice as Nice	Pawn Shop	Kings
Red Cardinal Cafe	library	Visitor Center	
The Red Cardinal Coffee and Shakes			

Q21 Please select the TOP THREE business types that would make you most likely to visit Downtown Dillon more frequently. Review the list entirely before selecting.

Answered: 192    Skipped: 58



Main Street Dillon Community Survey 2025

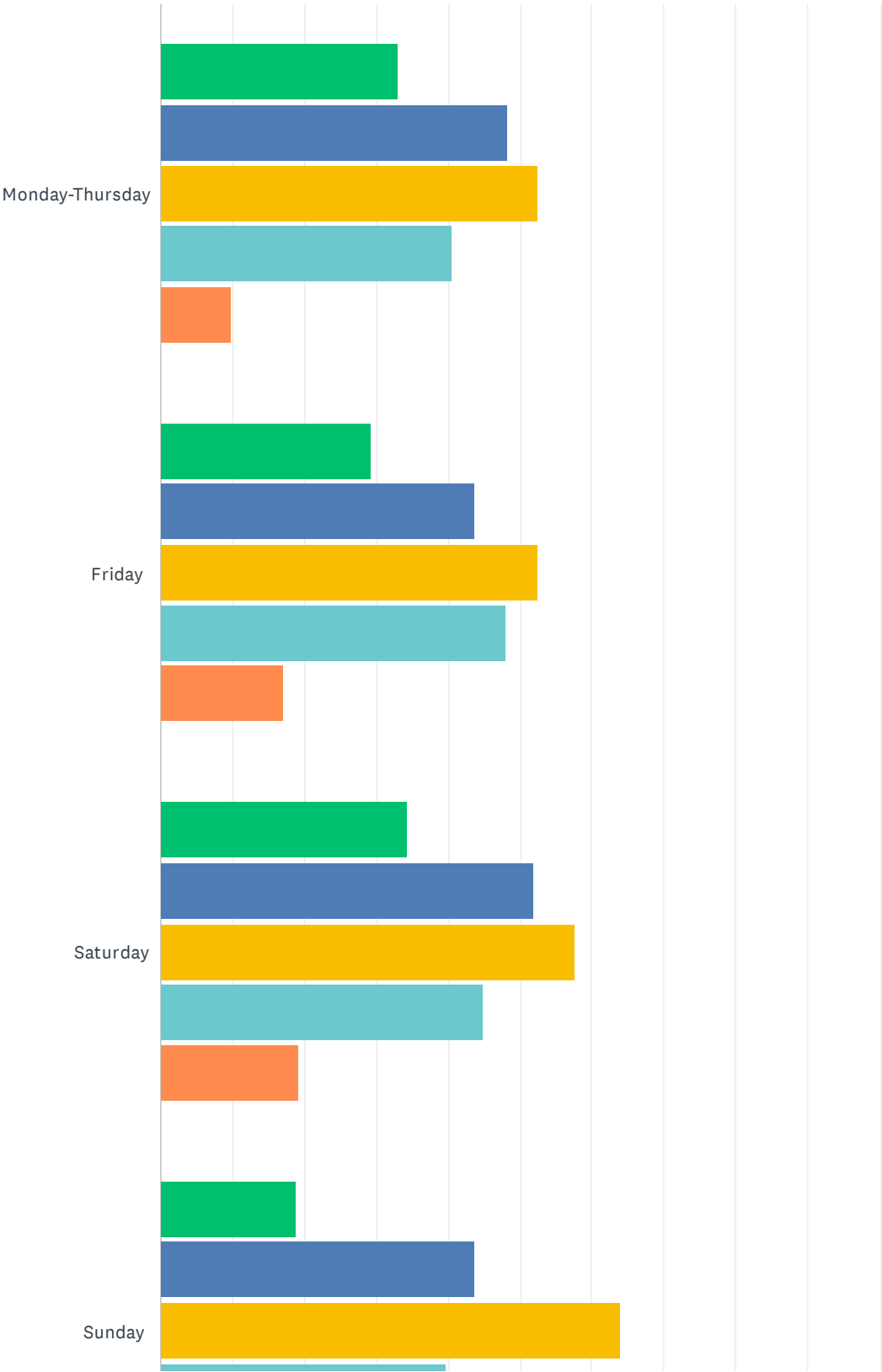


# Main Street Dillon Community Survey 2025

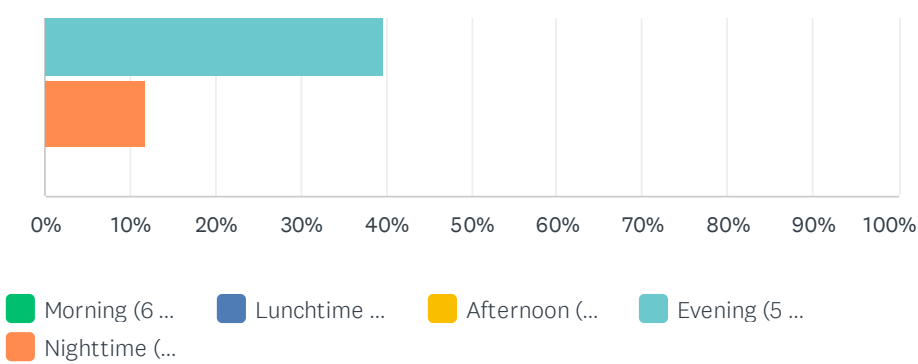
ANSWER CHOICES	RESPONSES	
Food/Beverage: Casual/family restaurant	36.98%	71
Food/Beverage: Fine dining restaurant	27.08%	52
Entertainment: Family entertainment (arcade, escape rooms, mini golf, etc.)	22.40%	43
Food/Beverage: Bar/tavern/sports bar/nightlife	21.35%	41
Entertainment: Arts and culture venues (music, movie, art gallery)	20.31%	39
Retail: Antiques/Vintage	18.75%	36
Clothing/Apparel: Women's Clothing	14.58%	28
Retail: Boutique Goods (gifts, home decor, accessories)	13.02%	25
Food/Beverage: Bakery	13.02%	25
Food/Beverage: Shared food spaces (food hall, food truck lot, etc.)	13.02%	25
Food/Beverage: Brewery, winery, distillery	11.98%	23
Specialty: Arts/Crafts/Hobby Store	10.94%	21
Clothing/Apparel: Shoe Store	10.42%	20
Services: Personal services (hair, nails, tanning, massage)	7.29%	14
Retail: Thrift Store	6.25%	12
Food/Beverage: Coffee Shop	6.25%	12
Specialty: Pet Supply Store	5.73%	11
Clothing/Apparel: Men's Clothing	5.21%	10
Services: Fitness/wellness-focused business (gym, yoga studio, pilates)	5.21%	10
Specialty: Comics/Toys/Gaming Store	4.69%	9
Clothing/Apparel: Children's Clothing	4.17%	8
Retail: Hardware Store	4.17%	8
Retail: Grocery Store	4.17%	8
Retail: Home Goods or Furniture	4.17%	8
Services: Lodging	4.17%	8
Specialty: Sporting Goods/Outdoor Store	2.60%	5
Retail: Drug Store/Pharmacy	2.08%	4
Total Respondents: 192		

Q22 When are you most likely to visit Downtown Dillon? Select all that apply.

Answered: 192    Skipped: 58



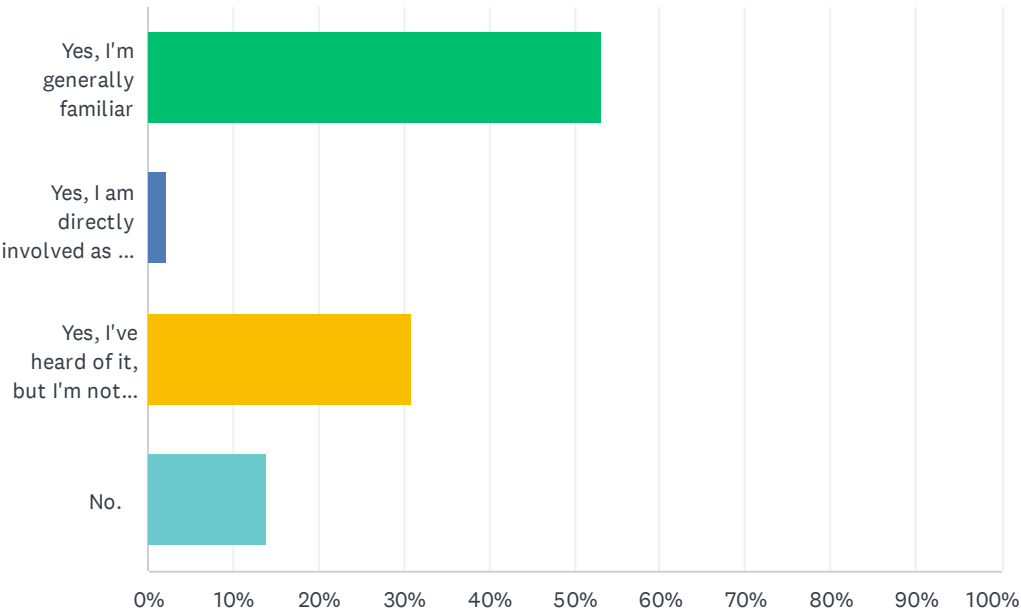
Main Street Dillon Community Survey 2025



	MORNING (6 A.M.-11 A.M.)	LUNCHTIME (11 A.M.-2 P.M.)	AFTERNOON (2 P.M.-5 P.M.)	EVENING (5 P.M.-8 P.M.)	NIGHTTIME (8 P.M.-11 P.M.)	TOTAL RESPONDENTS
Monday-Thursday	32.97% 61	48.11% 89	52.43% 97	40.54% 75	9.73% 18	185
Friday	29.28% 53	43.65% 79	52.49% 95	48.07% 87	17.13% 31	181
Saturday	34.30% 59	51.74% 89	57.56% 99	44.77% 77	19.19% 33	172
Sunday	18.75% 27	43.75% 63	63.89% 92	39.58% 57	11.81% 17	144

Q23 Are you familiar with the organization, Main Street Dillon?

Answered: 188    Skipped: 62

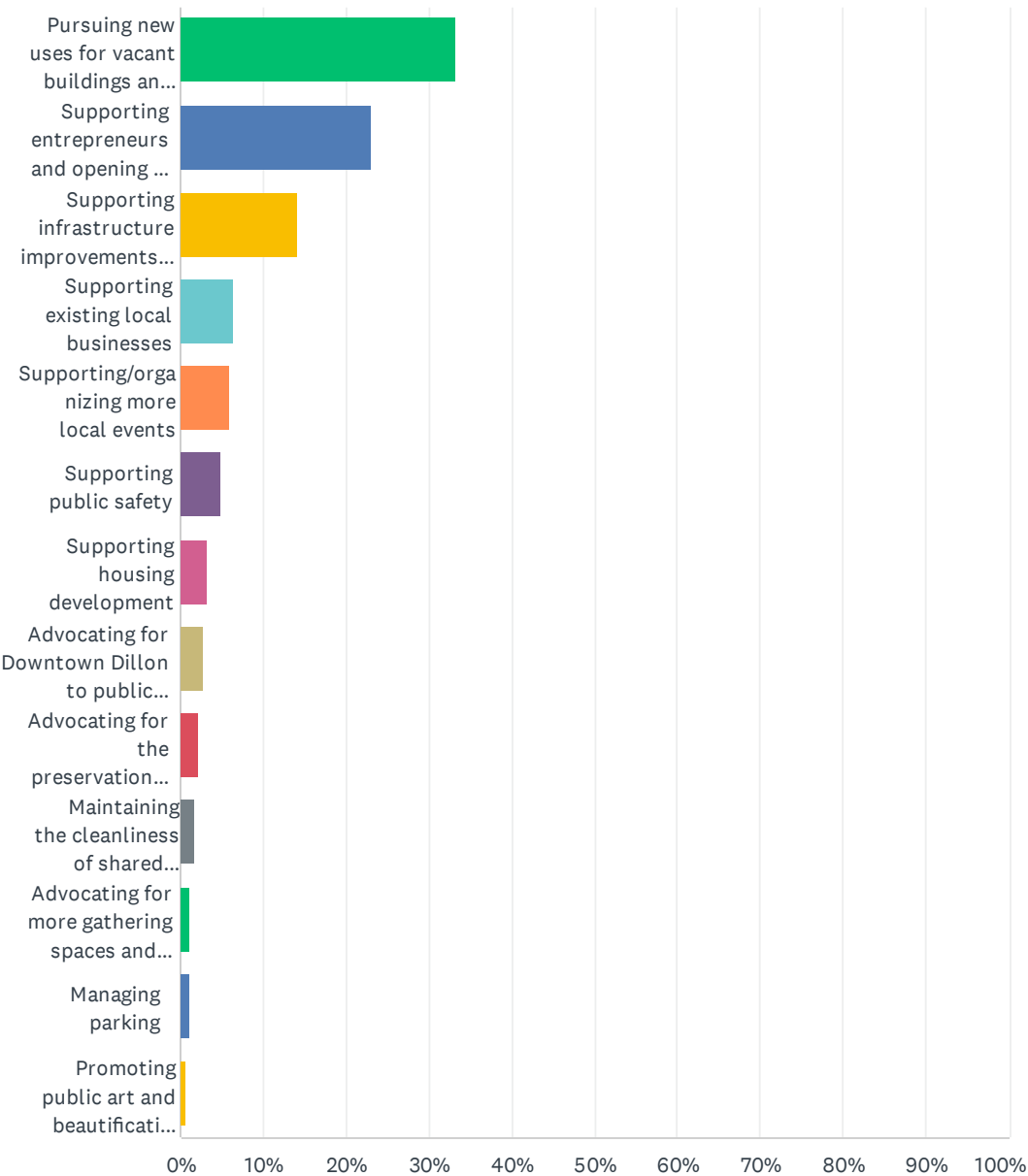


ANSWER CHOICES	RESPONSES	
Yes, I'm generally familiar	53.19%	100
Yes, I am directly involved as a volunteer, advisory board member, committee member, etc.	2.13%	4
Yes, I've heard of it, but I'm not sure what they do.	30.85%	58
No.	13.83%	26
TOTAL		188



Q24 Main Street Dillon aims to make Downtown Dillon a better place for everyone in the community. Of the options below, what do you think should be their HIGHEST priority?

Answered: 186 Skipped: 64

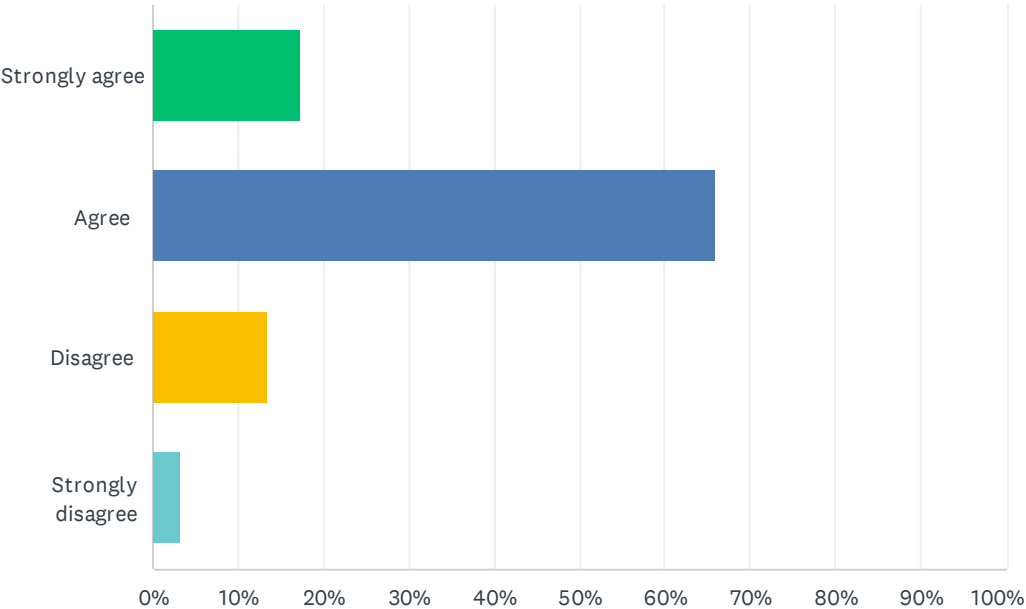


## Main Street Dillon Community Survey 2025

ANSWER CHOICES	RESPONSES	
Pursuing new uses for vacant buildings and lots	33.33%	62
Supporting entrepreneurs and opening of new businesses	23.12%	43
Supporting infrastructure improvements in Downtown Dillon	13.98%	26
Supporting existing local businesses	6.45%	12
Supporting/organizing more local events	5.91%	11
Supporting public safety	4.84%	9
Supporting housing development	3.23%	6
Advocating for Downtown Dillon to public officials and other entities	2.69%	5
Advocating for the preservation of historic buildings and assets	2.15%	4
Maintaining the cleanliness of shared spaces	1.61%	3
Advocating for more gathering spaces and green spaces	1.08%	2
Managing parking	1.08%	2
Promoting public art and beautification efforts	0.54%	1
TOTAL		186

Q25 To what degree do you agree with the following statement: "I feel welcome in Downtown Dillon."

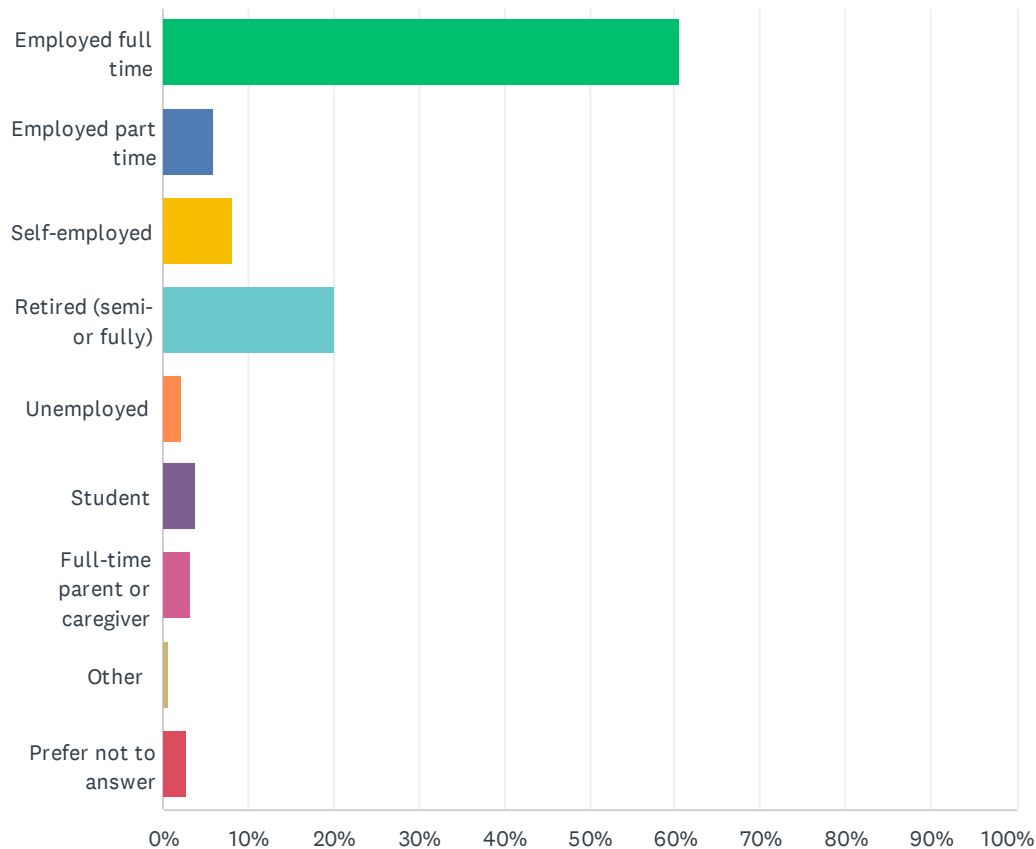
Answered: 185    Skipped: 65



ANSWER CHOICES	RESPONSES	
Strongly agree	17.30%	32
Agree	65.95%	122
Disagree	13.51%	25
Strongly disagree	3.24%	6
TOTAL		185

Q28 Which of the following statements below describe your current employment status? Select all that apply.

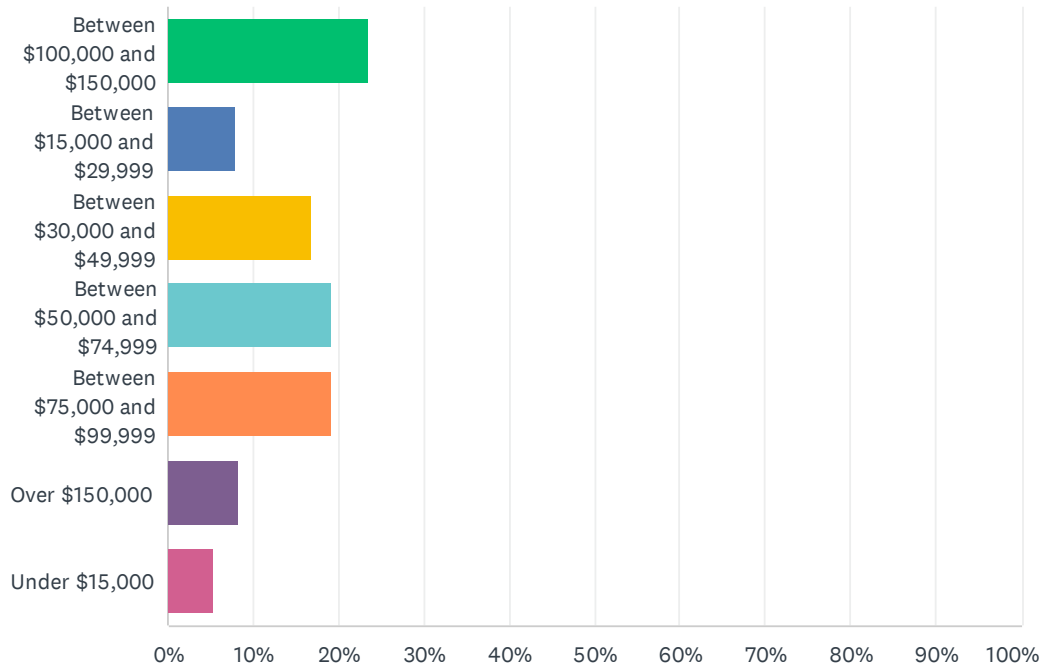
Answered: 185    Skipped: 65



ANSWER CHOICES	RESPONSES	
Employed full time	60.54%	112
Employed part time	5.95%	11
Self-employed	8.11%	15
Retired (semi- or fully)	20.00%	37
Unemployed	2.16%	4
Student	3.78%	7
Full-time parent or caregiver	3.24%	6
Other	0.54%	1
Prefer not to answer	2.70%	5
Total Respondents: 185		

Q29 Please select the income bracket that includes your approximate household income.

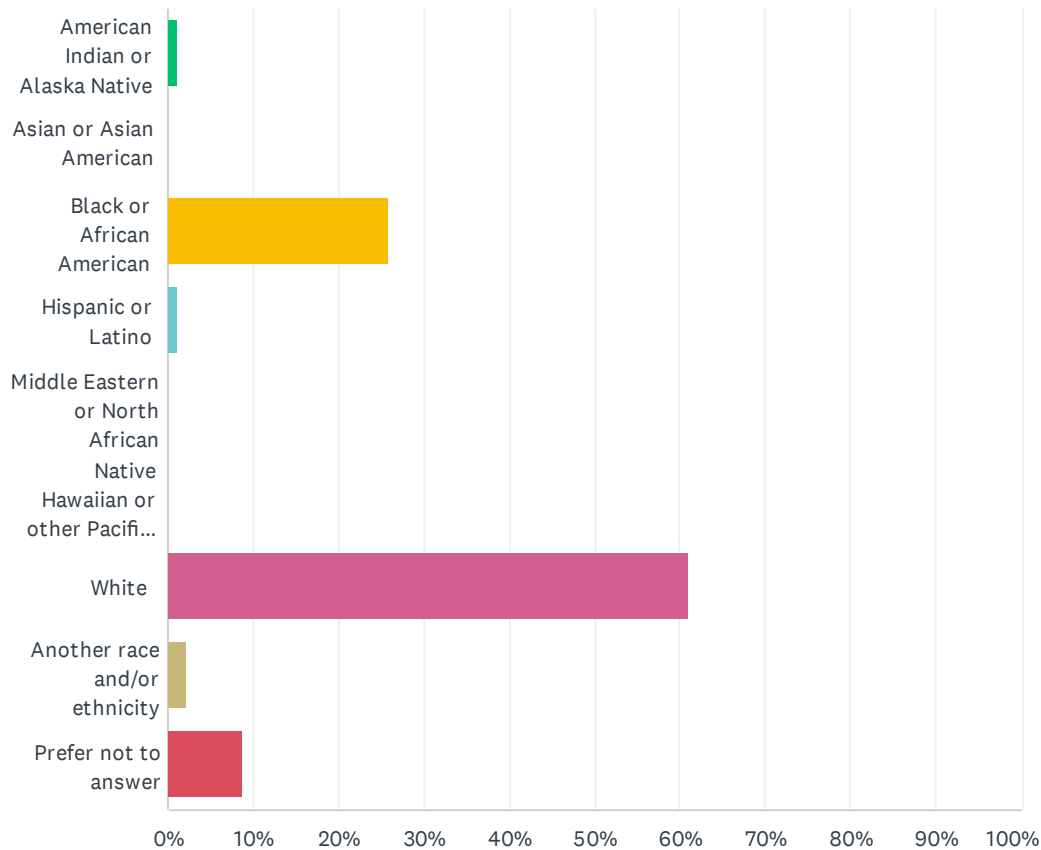
Answered: 167    Skipped: 83



ANSWER CHOICES	RESPONSES	
Between \$100,000 and \$150,000	23.35%	39
Between \$15,000 and \$29,999	7.78%	13
Between \$30,000 and \$49,999	16.77%	28
Between \$50,000 and \$74,999	19.16%	32
Between \$75,000 and \$99,999	19.16%	32
Over \$150,000	8.38%	14
Under \$15,000	5.39%	9
TOTAL		167

Q30 Please select your race and/or ethnicity

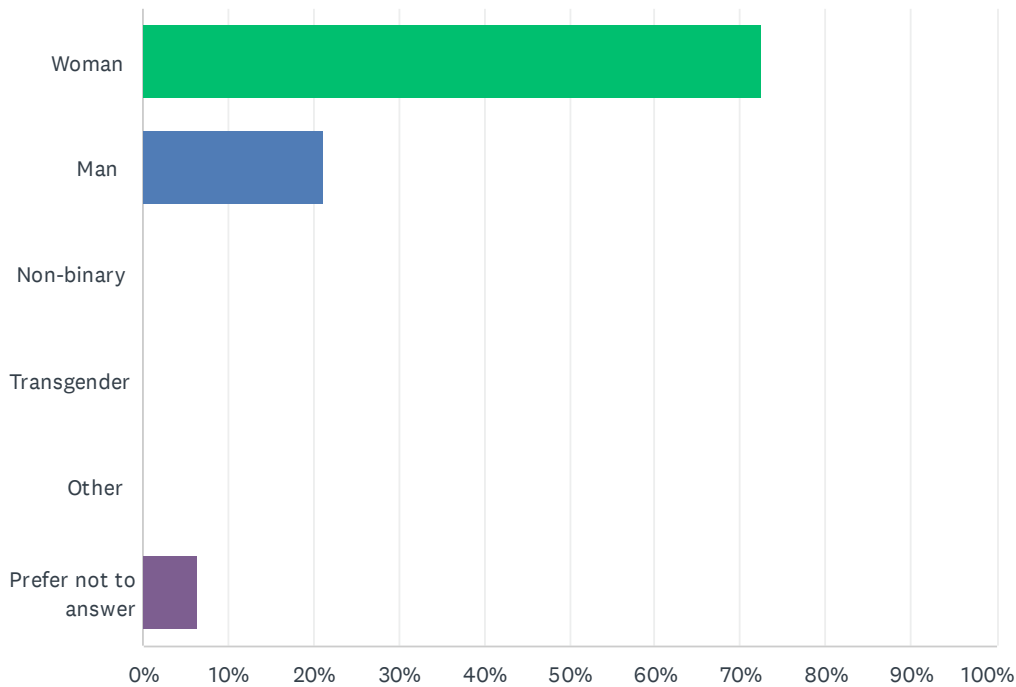
Answered: 182    Skipped: 68



ANSWER CHOICES	RESPONSES	
American Indian or Alaska Native	1.10%	2
Asian or Asian American	0.00%	0
Black or African American	25.82%	47
Hispanic or Latino	1.10%	2
Middle Eastern or North African	0.00%	0
Native Hawaiian or other Pacific Islander	0.00%	0
White	60.99%	111
Another race and/or ethnicity	2.20%	4
Prefer not to answer	8.79%	16
TOTAL		182

Q31 Please select your gender.

Answered: 185    Skipped: 65



ANSWER CHOICES	RESPONSES	
Woman	72.43%	134
Man	21.08%	39
Non-binary	0.00%	0
Transgender	0.00%	0
Other	0.00%	0
Prefer not to answer	6.49%	12
TOTAL		185